

Name: _____ Date: _____

Sharing


Share into equal groups



You will need:

- coloured pencils
- paper
- counting objects, such as buttons, beads or grapes

Eliot shares 16 chocolates with Charlie.




How many do they have each?

Yasmin shares 16 balloons between 4 friends.



How many do they have each?

Sufyaan shares 18 flowers between 3 vases.




How many flowers are in each vase?

There are 18 cherries to share between 2 cakes.



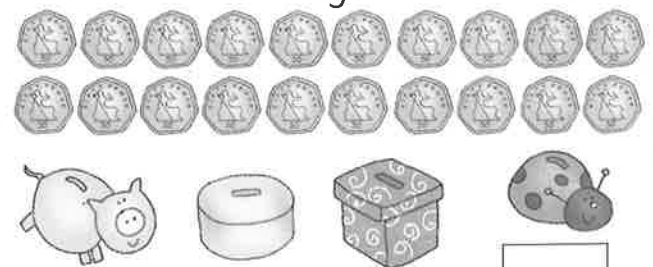
How many cherries are there on each cake?

Thea puts 20 pencils into 5 pots.



How many pencils are in each pot?

There are 20 coins to be shared between 4 money boxes.



How many coins in each?

What to do

- Help your child read each problem. Use the illustration to help share each set of objects into equal groups and complete the sentence.



Help your child share sets of objects. Give them an even number of objects, e.g. 4, 6, 8 then 10, and ask them to share the objects equally between two. Then give them six then nine objects, asking them to share these into three equal sets. Then give them eight then 12 objects shared between four. Once your child is confident, ask them to share larger numbers. For example, share 16 between two then four, 18 between two then three and 20 between two, four and five.