

Name: _____ Date: _____

Drawing 2-D shapes

Recognise and draw 2-D shapes

You will need:


- coloured pencils

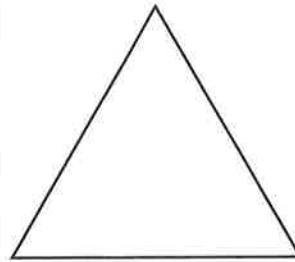
rectangle


circle

triangle


square











Teacher's notes

For each of the five shapes shown, children write the name of each shape underneath. Then beside each of the shapes they draw a picture of a real-life object that is the same shape. For example, they might draw a clock face for a circle. Finally, in the bottom right, they draw and name their own shape and then draw a picture of a real-life object that is the same shape.